



Australian Government

INDIAN OCEAN TERRITORIES by the numbers in 2019-20

PATIENTS SEEN BY


Dentists



Visiting health practitioners



Doctors



Telehealth appointments



■ Christmas Island
■ Cocos (Keeling) Islands

SCHOOL STUDENTS (2019)

Enrolled primary



Enrolled secondary



Completed year 6




Completed year 10

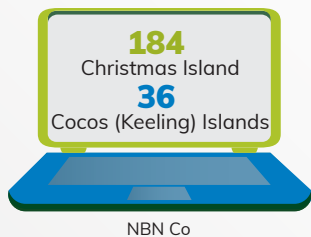


■ Christmas Island
■ Cocos (Keeling) Islands

SHIPS BERTHED




COMPLETED NBN ORDERS



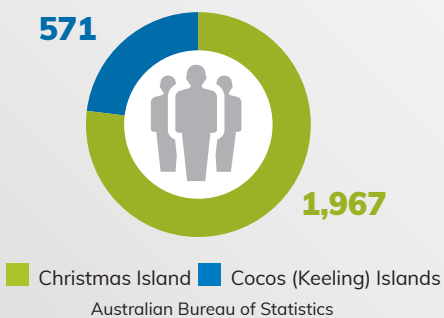
HIGHER EDUCATION STUDENTS (2019)




WEATHER MEAN TEMPERATURE



POPULATION AT 31 DECEMBER 2019




AUSTRALIAN GOVERNMENT BUDGET FOR THE INDIAN OCEAN TERRITORIES



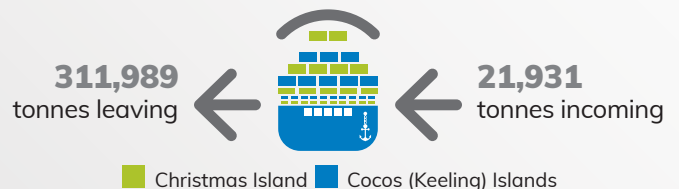
APPROXIMATE VISITOR NUMBERS



TOTAL WEIGHT OF AVIATION FREIGHT



TOTAL WEIGHT OF MARITIME FREIGHT FOR BOTH PORTS



Please note that the COVID-19 pandemic and associated restrictions has affected some statistics in the second half of 2019-20, in particular visiting health professionals and visitor numbers.